

zipForm® Plus Release Notes

Release Date: 3/15/2017

This document outlines the updates that are included in the 3/15/2017 release. You can access additional help content and videos that pertain to the items in the release by visiting the link below.

- <http://support.zipform.com>

zipLogix™ Digital Ink Editor	2
Native Applications	3
Chat in Share/Collaboration	4
Enforced Template	5
Enhanced PDF Splitting	6



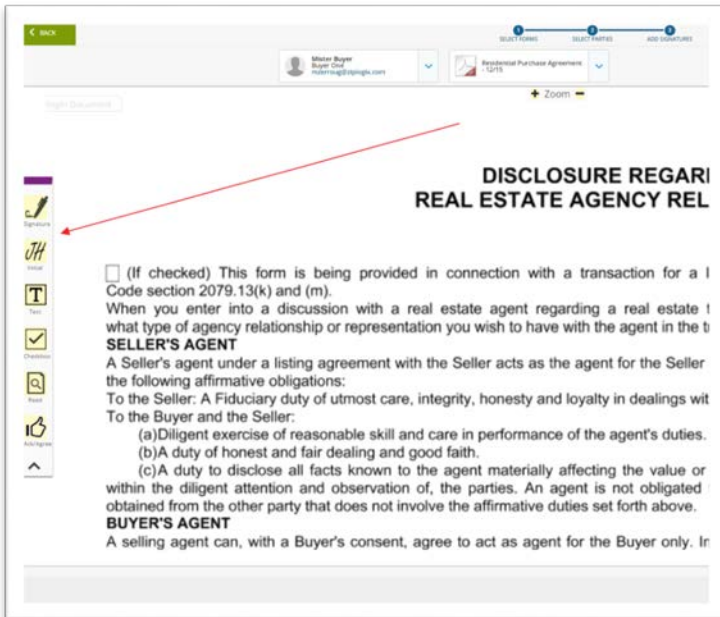
New zipLogix™ Digital Ink Responsive Signature Editor

The new editor has been greatly improved. It's more streamlined and responsive.

This means sending for signatures has never been easier from a mobile device, laptop or desktop.

[View system requirements for zipLogix™ Digital Ink](#)

Desktop



Mobile



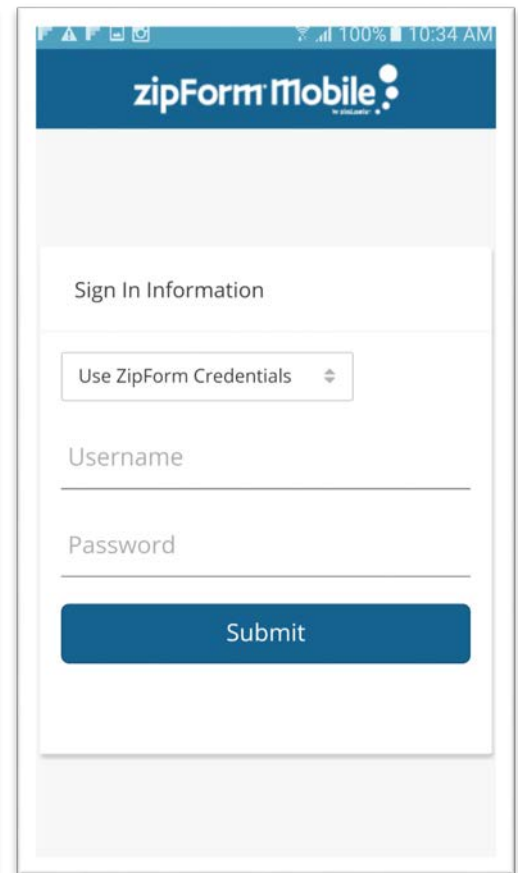
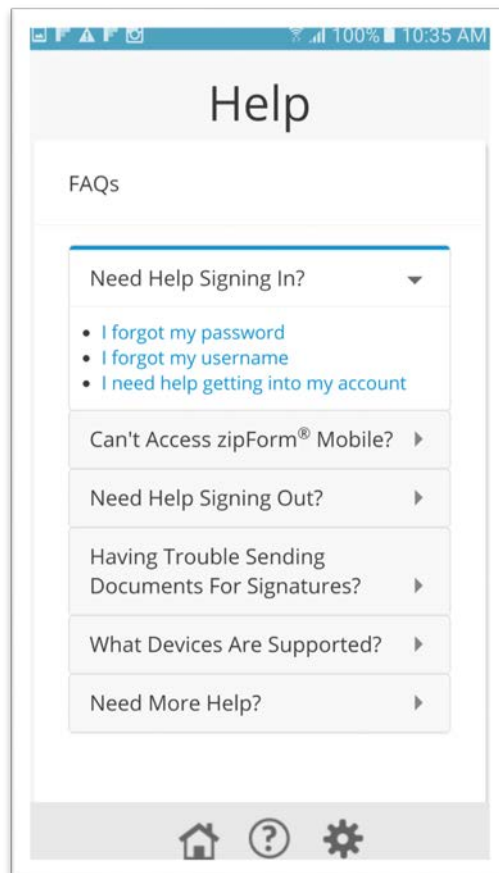
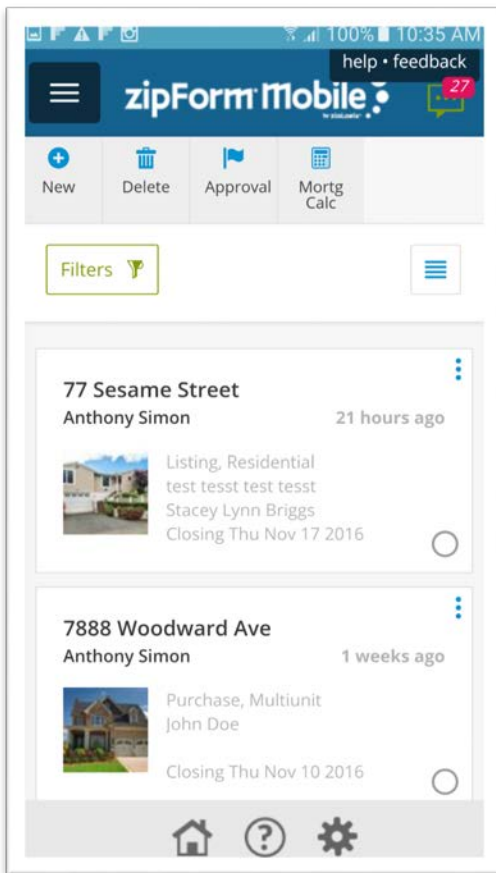
Native Application

You can download our mobile application to your device from Google Play or iTunes. The mobile applications build upon the functionality that's already available in the zipForm® Mobile website.

The following additional features are available in the mobile applications:

- Access to your calendar on your device
- Access to your contacts on your device
- Saving and uploading files from your device (for devices that support local storage)
- And more!

[View system requirements for zipForm® Mobile](#)



Chat in Share/Collaboration

Chat with agents, clients and other parties that you're sharing transactions with.

To begin chatting follow these steps:

- Navigate to share/collaboration in the transaction
- Add a person that you'd like share with
- Select 'Chat'
- You will see people that you're sharing transactions with. These are the people you can start chatting with.

*Note that a user must have created a zipLogix Community account or a zipForm Plus account to chat

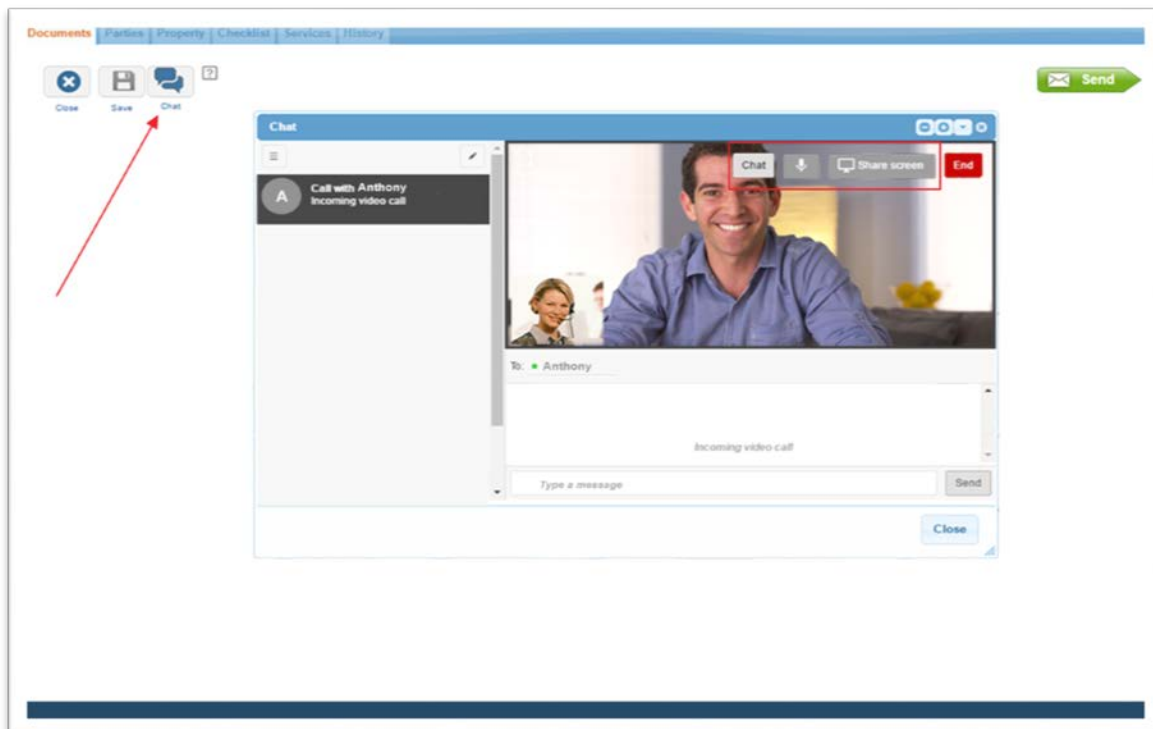
In addition to text chatting, you can also do the following:

- Video chat (requires a webcam)
- Audio chat (requires a microphone)
- Screen Share (requires Chrome extension)

Chat works with the following browsers:

- Chrome
- Firefox
- Edge (no video or audio)
- Chat is **not** available for Internet Explorer

*Note that screen sharing is only available on Chrome and requires the [zipLogix™ Community Screen Share](#) extension to be installed.

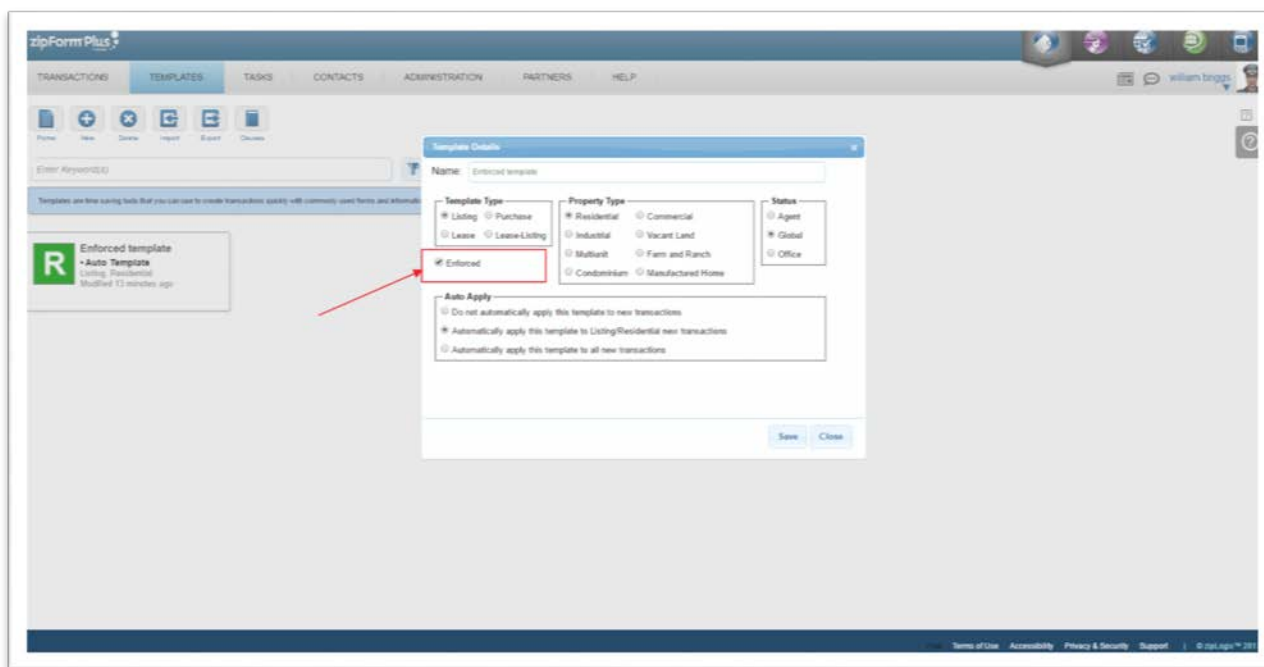


Enforced Templates

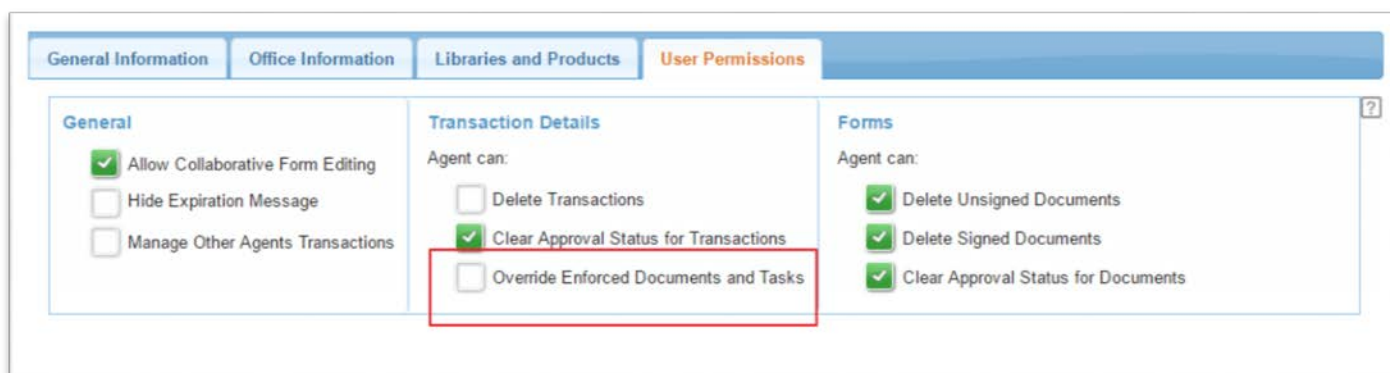
Add enforcement to templates to better manage compliance.

Making a template enforced will do the following when applied to a transaction:

- Documents applied from the template cannot be deleted
- Tasks applied from the template cannot be edited with the exception of the task status
- Enforced tasks that are also marked 'required' will override any notification settings anyone has set in their profile e.g. an agent that has notifications turned off will still receive a notification



You can set a user permission for your top producers that will allow them to work outside the enforcement i.e. an agent that is given this permission will still be able to edit enforced tasks, delete enforced documents, etc.



Enhanced PDF Splitting

Now you can easily select a page while you're splitting a document to expand and more easily view the page.

